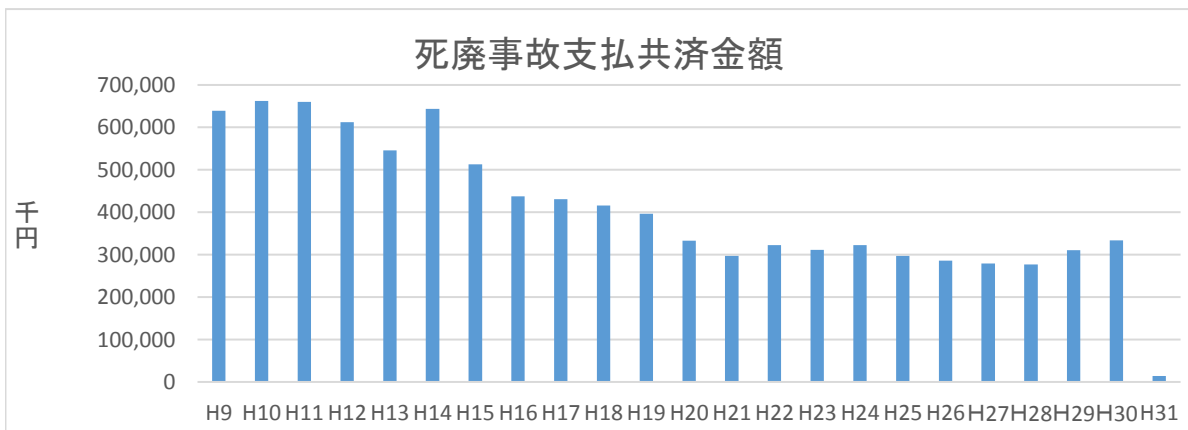
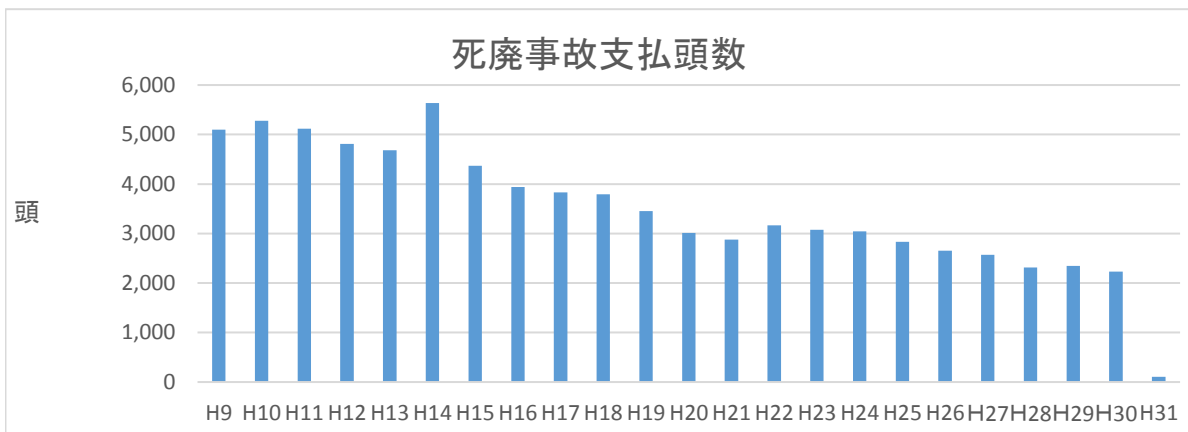
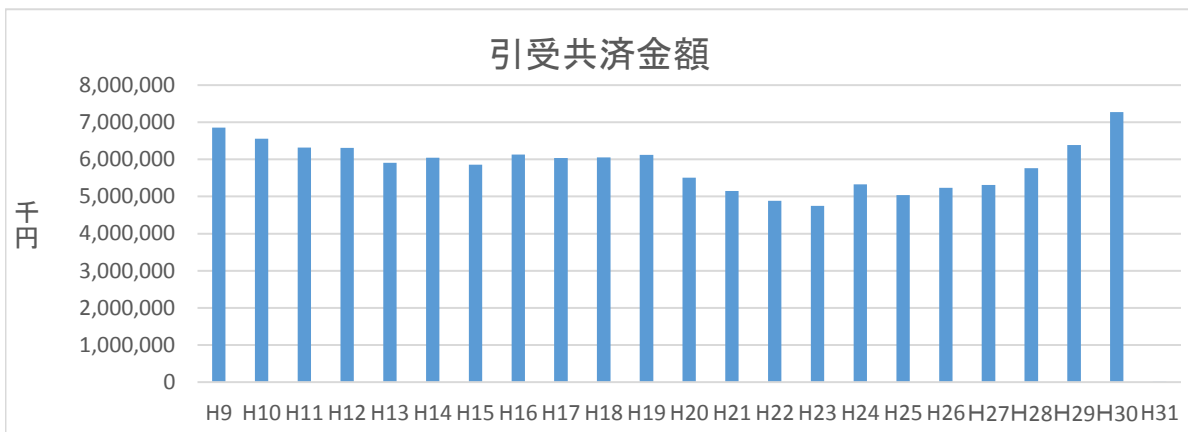
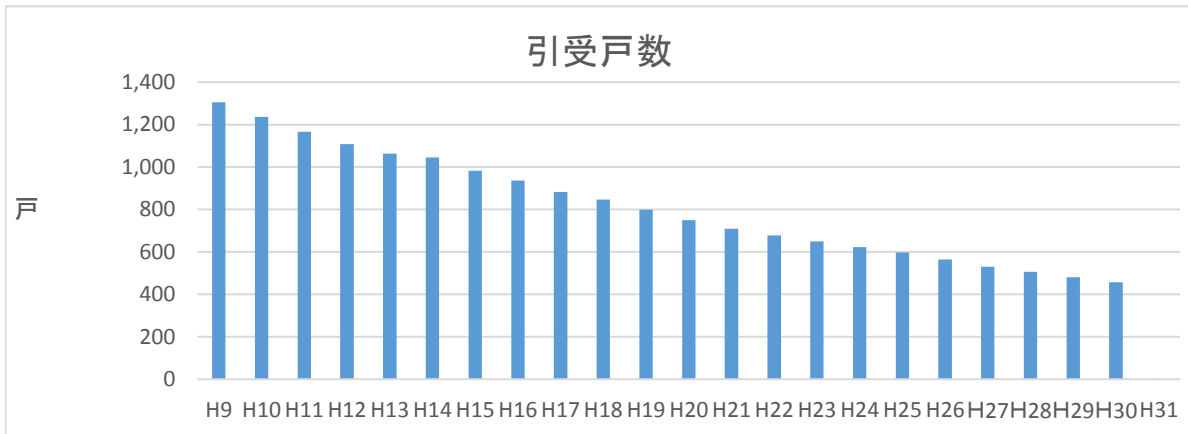


# 旧家畜共済 乳用牛

年度		引受関係			被害関係				
		戸数	頭数	共済金額	死廃事故		病傷事故		合計
					頭数	共済金	件数	共済金	共済金
西暦	和暦	戸	頭	千円	頭	千円	件	千円	千円
2019	H31	1	6	1,091	106	13,943	3,819	47,246	61,189
2018	H30	457	40,546	7,272,701	2,232	333,818	24,462	354,159	687,977
2017	H29	481	41,721	6,382,704	2,343	310,173	24,648	362,049	672,223
2016	H28	506	42,643	5,761,468	2,313	276,585	24,943	371,136	647,721
2015	H27	530	43,087	5,311,367	2,567	279,469	25,649	378,233	657,702
2014	H26	564	42,888	5,236,248	2,652	285,572	27,034	391,326	676,898
2013	H25	597	43,457	5,036,751	2,833	296,813	26,795	404,881	701,694
2012	H24	622	42,766	5,326,141	3,041	322,159	27,278	420,860	743,019
2011	H23	649	42,362	4,743,914	3,079	311,581	26,538	427,948	739,529
2010	H22	678	42,972	4,886,125	3,166	322,809	27,776	423,017	745,826
2009	H21	710	43,942	5,151,851	2,877	297,404	29,750	499,284	796,688
2008	H20	750	45,266	5,507,591	3,013	333,026	30,899	540,177	873,204
2007	H19	799	46,280	6,122,615	3,453	396,568	32,530	573,321	969,889
2006	H18	847	46,111	6,057,382	3,792	415,714	33,566	592,092	1,007,806
2005	H17	883	44,560	6,035,080	3,832	430,648	33,076	600,073	1,030,721
2004	H16	937	45,132	6,131,229	3,937	437,299	33,973	594,825	1,032,124
2003	H15	983	44,162	5,856,854	4,366	512,843	33,972	616,852	1,129,695
2002	H14	1,045	46,534	6,042,511	5,634	643,374	35,262	617,464	1,260,838
2001	H13	1,064	44,806	5,908,367	4,685	545,656	35,170	629,678	1,175,334
2000	H12	1,108	45,809	6,305,548	4,813	612,297	37,500	650,432	1,262,729
1999	H11	1,166	48,194	6,315,473	5,121	660,410	39,683	667,972	1,328,382
1998	H10	1,236	49,895	6,553,334	5,277	662,354	42,609	689,486	1,351,840
1997	H9	1,305	50,864	6,852,448	5,101	639,069	43,821	701,886	1,340,955

# 旧家畜共済 乳用牛



# 旧家畜共済 乳用牛

