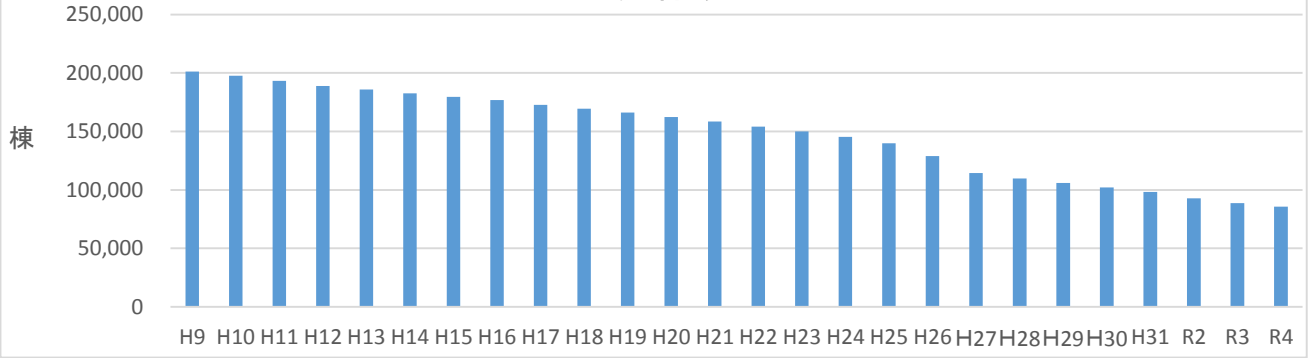


建物

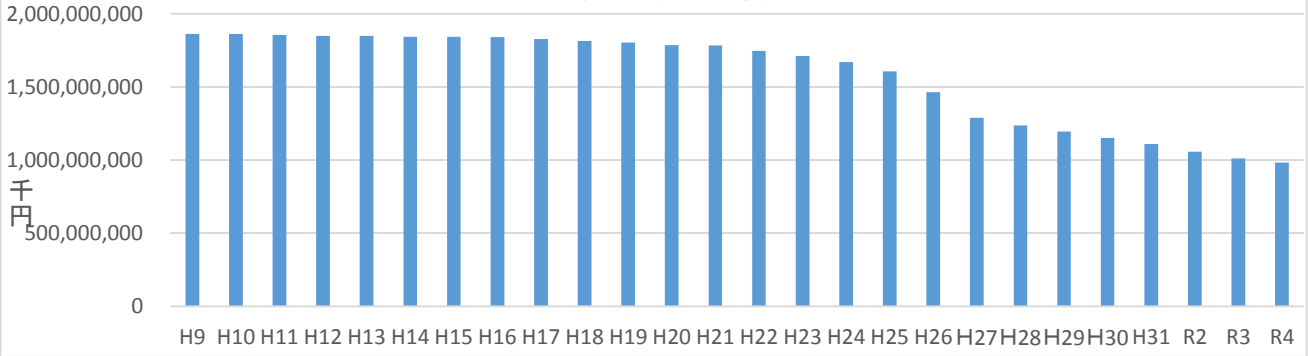
年度		引受関係		支払関係							
		棟数	共済金額	火災事故		落雷		その他		合計	
				件数	共済金	件数	共済金	件数	共済金	件数	共済金
西暦	和暦	件	千円	件	千円	件	千円	件	千円	件	千円
2022	R4	85,797	981,925,250	27	189,261	258	63,219	447	98,354	732	350,834
2021	R3	88,610	1,011,227,770	33	191,792	162	24,723	127	20,092	322	236,607
2020	R2	92,818	1,056,152,400	48	269,362	211	27,075	194	44,557	453	340,994
2019	H31	98,340	1,110,231,340	38	274,839	238	33,627	211	55,184	487	363,649
2018	H30	102,072	1,151,982,260	59	428,527	215	38,036	253	63,519	527	530,082
2017	H29	105,975	1,194,649,490	50	318,147	226	25,884	172	47,037	448	391,068
2016	H28	109,922	1,236,041,160	40	260,325	204	28,068	175	49,502	419	337,895
2015	H27	114,440	1,289,221,440	60	441,833	388	49,820	276	71,010	724	562,665
2014	H26	128,898	1,464,241,890	65	371,600	517	65,311	942	362,207	1,524	799,119
2013	H25	139,814	1,605,597,280	76	518,388	682	70,870	286	71,454	1,044	660,712
2012	H24	145,370	1,669,085,130	84	386,820	672	74,180	233	57,010	989	518,010
2011	H23	150,067	1,712,244,820	82	475,057	795	68,374	337	91,807	1,214	635,239
2010	H22	154,092	1,746,980,140	88	509,082	1,736	165,885	130	9,130	1,954	684,097
2009	H21	158,581	1,783,055,010	91	590,818	424	40,359	189	29,448	704	660,625
2008	H20	162,474	1,785,980,360	106	689,910	1,825	151,062	172	17,110	2,103	858,081
2007	H19	166,077	1,802,875,090	89	508,770	1,025	75,188	185	33,720	1,299	617,678
2006	H18	169,440	1,815,407,000	111	612,492	674	53,607	185	29,377	970	695,476
2005	H17	172,641	1,827,420,010	114	750,892	1,047	70,645	200	20,915	1,361	842,452
2004	H16	176,732	1,840,819,590	137	785,950	1,169	75,792	210	24,446	1,516	886,187
2003	H15	179,631	1,842,058,550	142	790,338	438	28,989	150	19,521	730	838,848
2002	H14	182,598	1,843,302,450	151	703,278	1,905	107,652	160	21,612	2,216	832,541
2001	H13	186,005	1,848,496,930	172	982,424	921	51,495	116	16,115	1,209	996,034
2000	H12	188,837	1,848,826,630	162	829,438	2,235	110,509	328	150,347	2,725	1,090,294
1999	H11	193,185	1,855,065,770	134	455,992	1,304	63,740	70	12,217	1,508	531,950
1998	H10	197,680	1,863,731,590	146	626,629	555	25,263	132	13,257	833	665,149
1997	H9	201,256	1,861,877,420	138	639,578	1,450	61,320	123	47,719	1,711	748,617

建物

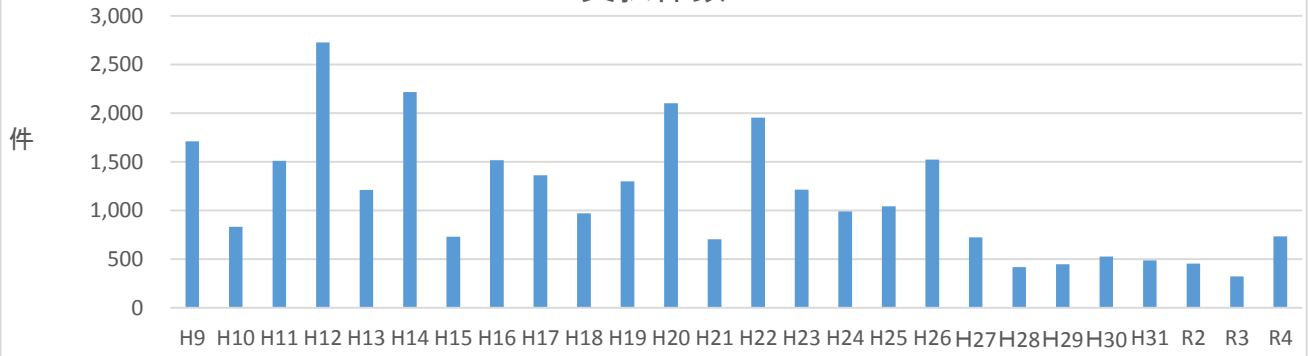
引受棟数



引受共済金額



支払件数



支払金額

